



It's Time to Begin Registering Your Organization for #iGiveCatholic 2024!

<FOR NEW ADMINISTRATORS OF ORGANIZATIONS WHO HAVE NOT PARTICIPATED>

Dear <Insert Name>,

We are excited to announce your organization can now register for participation with our Arch/Diocese/Foundation in the #iGiveCatholic Giving Day on #GivingTuesday, December 3, 2024, with the Advanced Giving Day Phase opening for donations beginning at 12:00 am on Monday, November 18.

Your organization must first apply to participate in the Giving Day. The steps are outlined below. **NOTE: You will also receive emails from Bonterra (our platform provider) and the #iGiveCatholic team about your organization's application status throughout the registration process, so watch for these communications!** You can view a support article on the process of registering/applying for participation titled "How do I register for #iGiveCatholic 2024?" [HERE](#).

To apply and begin the registration process, please follow the steps below:

1. Control+Click the "Click Here" link below, or navigate to our arch/diocesan/foundation landing page on the igivecatholic.org website. <NOTE: Copy the URL of your arch/diocesan/foundation landing page – should read something like "diocese.igivecatholic.org". Select the "Click Here" text in the box below, select Insert and then Hyperlink in Word, and paste the link in the box next to "Address".>

[CLICK
HERE](#)

2. Click on the "Apply Now" button as shown in the example below:





3. Since your organization is new to participate in #iGiveCatholic, you will need to create a new organization, and you begin that process by first searching for your ministry (ensures no one else has already registered your organization) and clicking Search. If your ministry doesn't appear, click "Add My Ministry" as shown below.

A dark blue rectangular interface for finding a ministry. At the top, it says "Find Your Ministry" in white, followed by "and participate in #iGiveCatholic" in a smaller font. Below this is a search bar with the text "the" inside. To the right of the search bar is a blue button with the word "SEARCH" in white. At the bottom, in small white text, it says "You can search by ministry name or EIN (Employer Identification Number)".

4. Then complete the organization information such as name, address, etc., and answer the application survey questions (see two screen shots below). Once you have completed these, click "Register" at the bottom of the second screen.

#iGIVECATHOLIC



Register Your Organization for

#iGiveCatholic

Powered by GiveGab

Organization Name

Street Address Line 1

Street Address Line 2

City

State

ZIP/Postal Code

☐ Not located in the United States?

Logo



Select Image

Remove

Recommended
dimensions
300x300
Max file size 5MB


Click 'Continue' to complete your registration for

#iGiveCatholic

Continue

GiveGab®

#iGIVECATHOLIC



Register Your Organization for
#iGiveCatholic
Powered by GiveGab

Welcome to Registration for #iGiveCatholic 2024! Please complete the registration application form below, and use the blue chat bubble if you have any questions. The Terms of Service for #iGiveCatholic are [here](#).

1. What category best describes your organization? *
Please select one choice

(Please select one option below)

2. I agree to the Terms of Service (See link above.) *
Please select all that apply

☐ Yes, I agree

3. What is your phone number? (This is in case your arch/diocese/foundation point person has questions.)

4. Including this year, how many years has your organization participated in #iGiveCatholic?
Please select one choice

(Please select one option below)

5. What is your organization hoping to gain by taking part in the #iGiveCatholic Giving Day?
Please select all that apply


☐ Raise money
☐ Raise awareness of our organization
☐ Increase our capacity to raise money online
☐ Increase our capacity to use social media
☐ Acquire new donors
☐ Acquire new social media followers

6. Which of these best practices might your organization use to boost your success for the #iGiveCatholic Giving Day?
Please select all that apply

☐ Secure funds for matching gifts
☐ Ask key individuals/groups such as board members, parishioners or classrooms to serve as peer-to-peer fundraisers
☐ Promote the Giving Day six (6) or more times using various methods to our supporters
☐ Include our organization profile page URL in all our communications

[Register](#)

5. Upon clicking Register, you will be directed to your Admin Dashboard, and your status will appear as “Pending” (see example below) until our arch/diocese/foundation office reviews and approves all organization applications. The approval process should only take a few business days.



Donation Status: Incomplete
Please provide your organization's information and verify you can collect donations in your state [here](#).

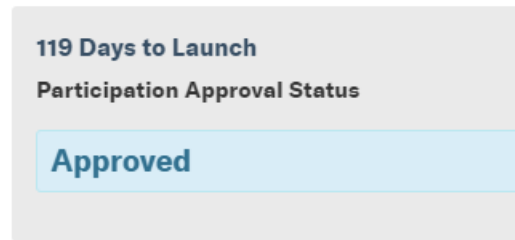
119 Days to Launch
Participation Approval Status

Pending

6. While you are waiting for your organization to be approved to participate in #iGiveCatholic 2024, you can add other organization administrators and begin to upload your photos, videos, logo and enter other important information. You can check out our marketing tips and suggestions for creating an impactful profile page by viewing our archived webinars on the [Trainings page](#)!



7. Once your organization has been approved to participate, your dashboard status will change to show an “Approved” status like the example below:



NOTE: If you have questions or problems at ANY stage of the approval/registration process, the quickest resolution will be for you to click on the blue chat bubble in the bottom-right hand corner of the site/screen and enter your question or issue, or send an email to questions@igivecatholic.org. The Bonterra Giving Day support team will be able to assist you and are on call Mon-Fri, 9 am to 5 pm Eastern!

